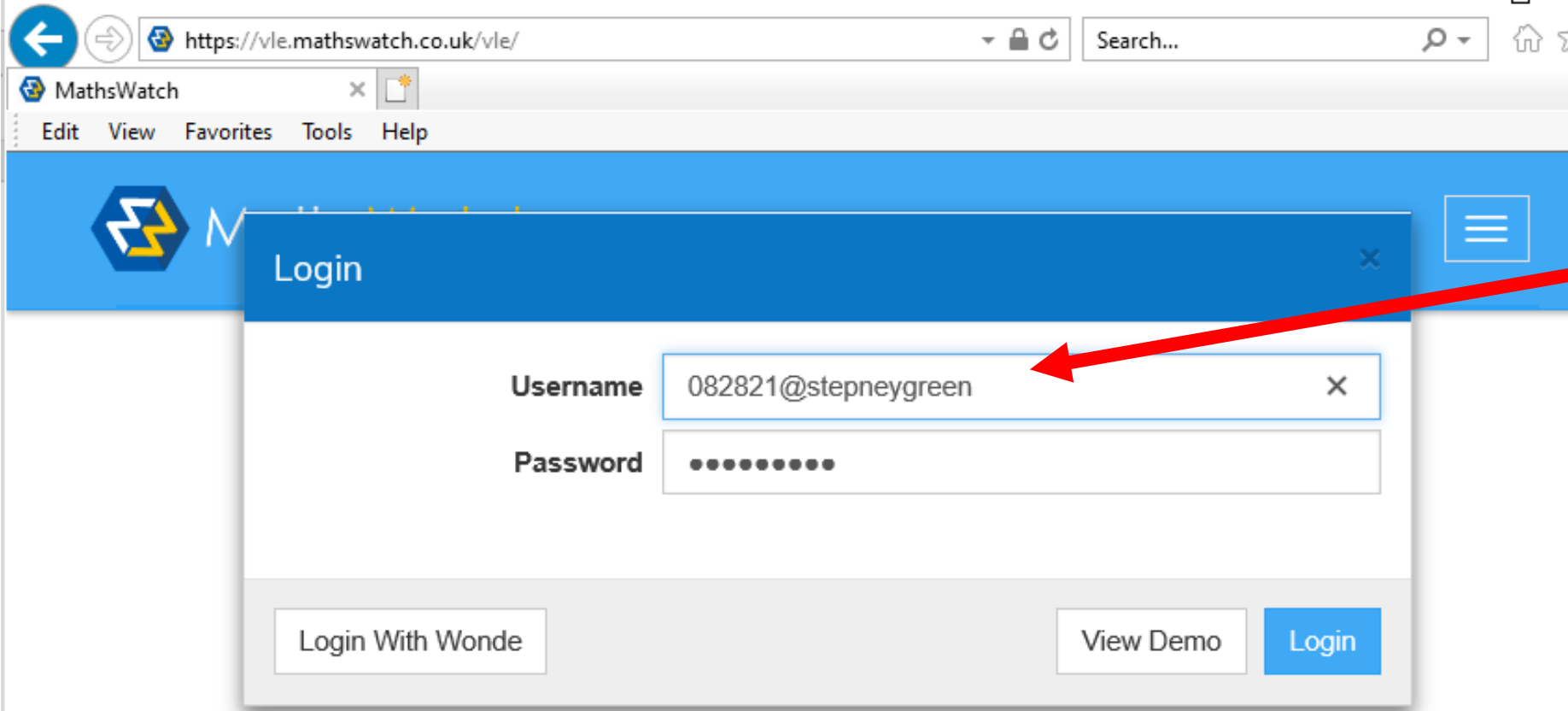


Maths Home Learning



Step 1:

Login to mathswatch (all students have their login details.)

"Trigonometry 19/03 P5/P6" is due in 2 days. [click here to complete](#)

"Trig Y8" is due in 3 days. [click here to complete](#)

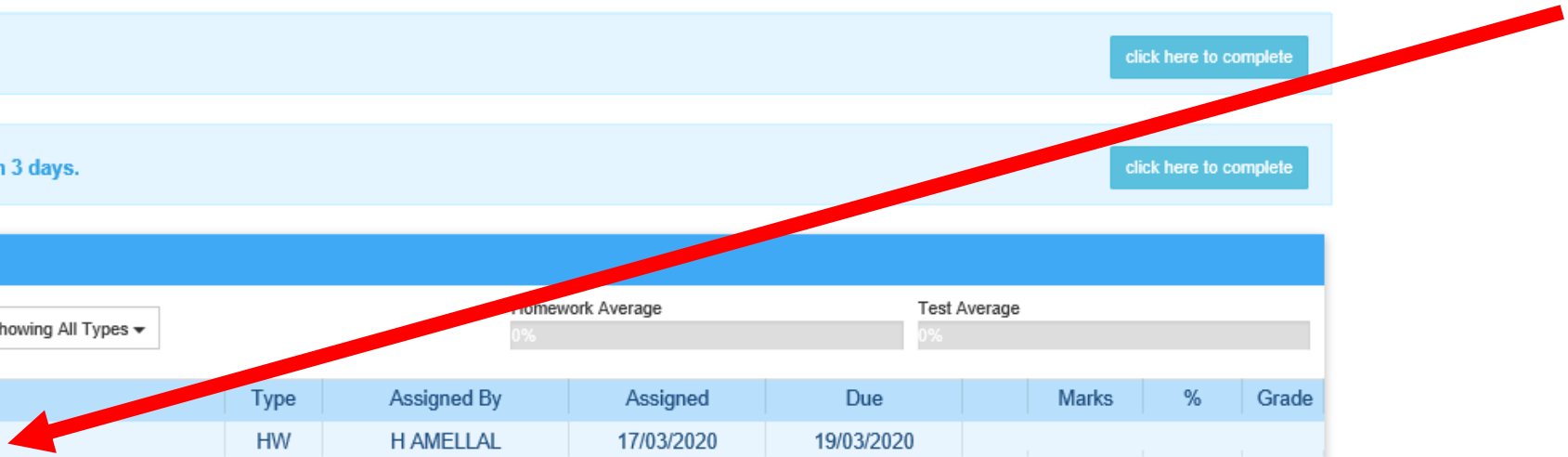
"transformations" is due in 3 days. [click here to complete](#)

Assigned Work

This Year's Work All Work Showing All Types ▾ Homework Average 0% Test Average 0%

Title	Type	Assigned By	Assigned	Due	Marks	%	Grade
Trigonometry 19/03 P5/P6	HW	H AMELLAL	17/03/2020	19/03/2020			

Step 2:
Select assignment



Trigonometry 19/03 P5/P6

Return to Assigned Work

Overview

1 2 3 4 5

Trigonometry 19/03 P5/P6

5 questions, 18 marks

Helpful Videos

Clip 168 Trigonometry


View One Minute Maths Video

View Video

Begin Homework

Print Questions

Step 3:
Click and watch the
listed videos for the
assignment



MathsWatch

Trigonometry

student x's account
Logout
8 days until renewal

Trigonometry 19/03 P5/P8

Overview 1 2

Trigonometry 19/03 P5/P8
5 questions, 18 marks

Helpful Videos
Clip 168 Trigonometry

Begin Homework Print Questions

Return to Assigned Work

Trigonometry

Find the length of side AB .

Step 1: Label the sides
Step 2: Cross out the unwanted side
Step 3: Choose the correct formula triangle
Step 4: Use it

$A =$

Close

Step 4:
Make notes



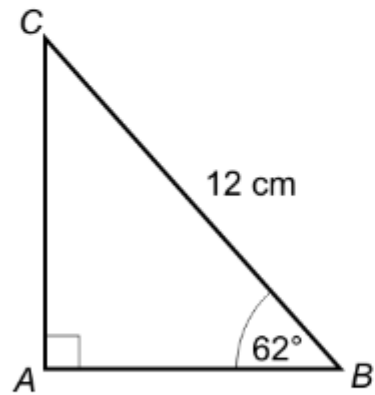
$AB =$




cm

Submit Answer

Find the length of side AB .
Give your answer to 1 decimal place.



Step 5:
Complete questions set. If stuck , watch the video again or ask a family member for help

 "Trigonometry 19/03 P5/P6" is due in 2 days. [click here to complete](#)

Assigned Work

This Year's Work All Work Showing All Types ▾

Homework Average Test Average 0%

Title	Type	Assigned By	Assigned	Due	Marks	%	Grade
Test - Trigonometry	HW	H AMELLAL	17/03/2020	19/03/2020			

Step 6:
Now you are ready
to do the chapter
test

